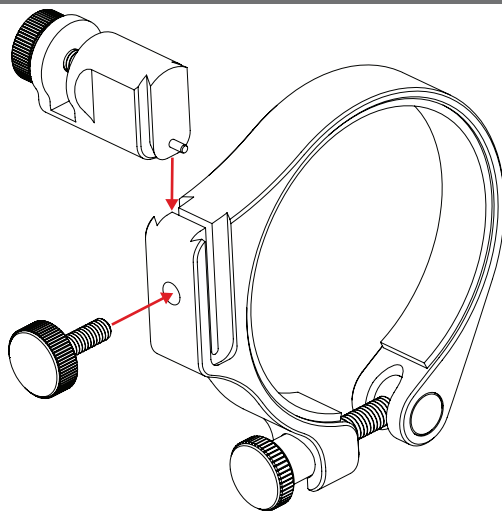




CLOSED CIRCUIT MOUNTING GUIDE

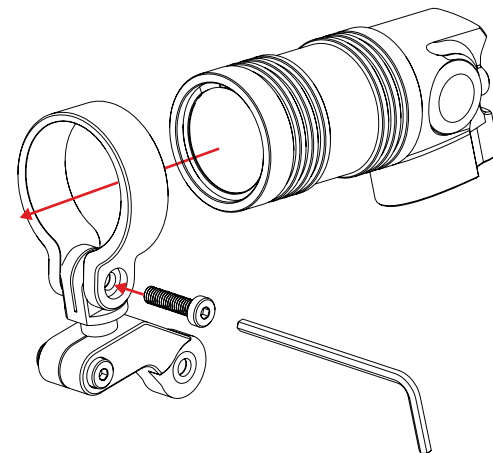
1

Insert and Secure
Mounting Slide



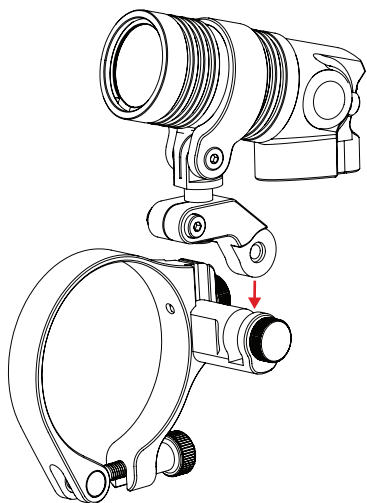
2

Insert NERD 2 into Collar
and Secure with Screw



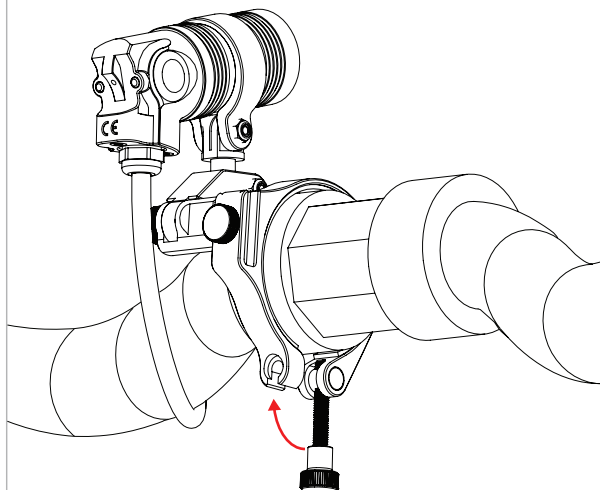
3

Mate Loop Mount
and NERD 2 Assembly



4

Mount Assembly To Loop



Placement Considerations

Choose a location on your rebreather mouthpiece that is:

- Free of obstructions
- Within your natural field of view
- Sufficiently stiff to support the NERD 2
- Sufficiently far away from your DSV / BOV to ensure that your DSV / BOV is not obstructed